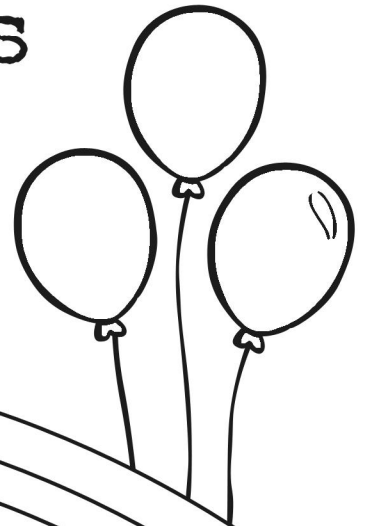



Date _____

Name _____

Acrostic Poems

Steps to Success



5

Let your imagination roam - use your senses to help you create a word picture.

4

Create phrases or sentences which begin with each letter

3

Write your theme word(s) down the left of the page.




2

Brainstorm some words and phrases about the theme.

1

Choose a theme for your poem (have a look at the pictures on this sheet if you need some ideas!).



Date _____

Name _____

Acrostic Poems

Plan your acrostic here:

